




# ORNAMENTAL ELEMENTS



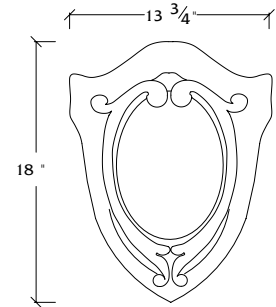
**Angel**  
Depth 2 3/4"



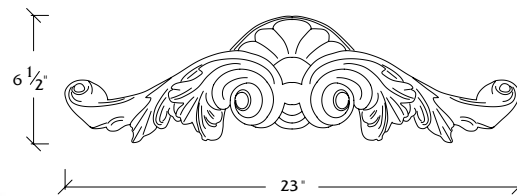
**DP-1**  
Depth 4"




**DP-2**  
Depth 3 1/2"



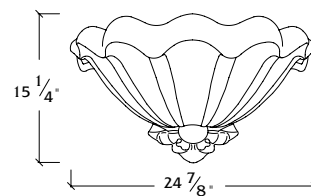
**Shield**  
Depth 2 1/2"



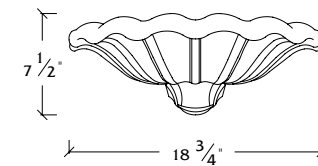
**Cartouche-1**  
Depth 3"



**Cartouche-2**  
Depth 1 3/4"



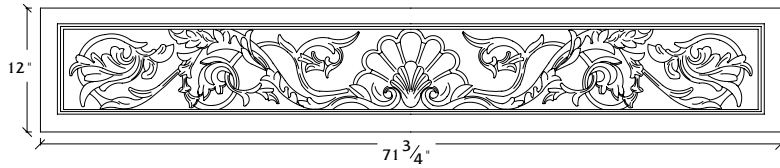
**Conch Shell-2**  
Depth 16"



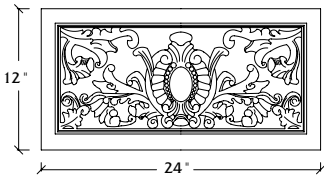
**Conch Shell-1**  
Depth 10 1/2"



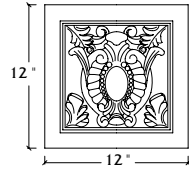
# ORNAMENTAL ELEMENTS



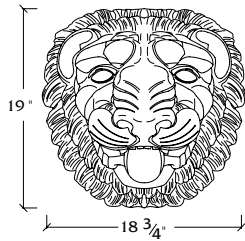
**Panel-Oleander**  
Depth 2 1/2"




**Panel-Morgan24**  
Depth 1 7/8"




**Panel-Morgan12**  
Depth 1 7/8"



**Lion Head-1**  
Depth 11"

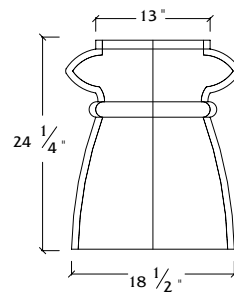


**Lion Head-2**  
Depth 8"

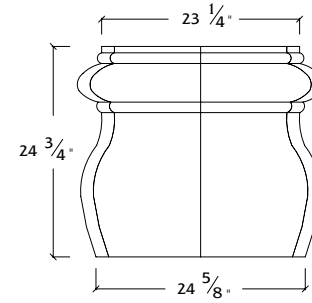


**Lion Head-3**  
Depth 5 1/2"

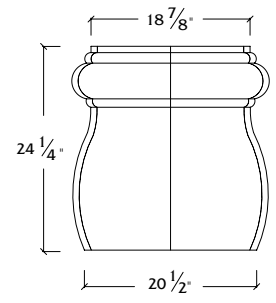
## CHIMNEY POTS



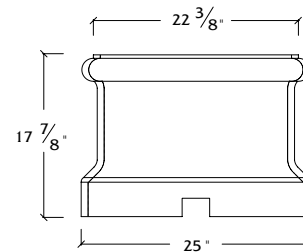
**CH-P-1**



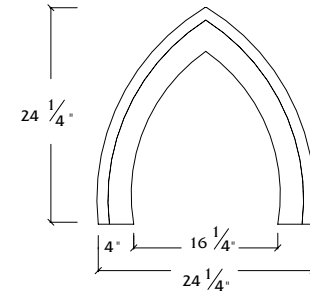
**CH-P-2**



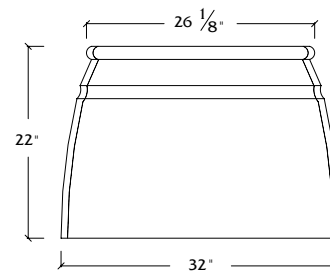
**CH-P-4**



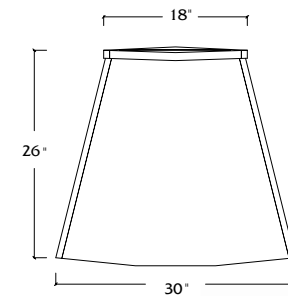
**CH-P-3\***



**CH-P-5\***  
Depth 24"



**CH-P-6\***



**CH-P-7\***

NOTE: All Chimney Pots Manufactured in GFRC only  
\*Available in one piece only.