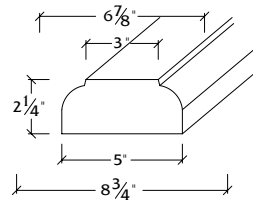


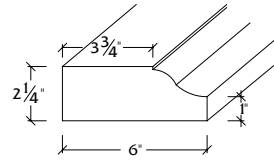
WALL CAPS

- Used to cap walls such as planter, site, seat and parapet
- Serves as protection from weather conditions
- Wall cap provides transition between masonry and other exterior finishes



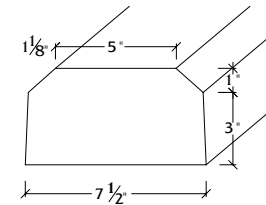
M36-2-5
M36-2-8

LENGTH 35 5/8" STRETCHER



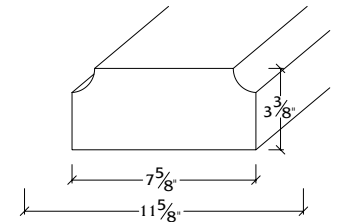
M-14-2

LENGTH 35 1/2" STRETCHER



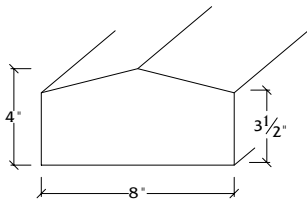
MWC-8-4

LENGTH 48" STRETCHER



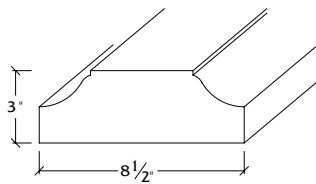
M-20-8
M-20-12

LENGTH 24" STRETCHER
TERMINAL



M-48-8

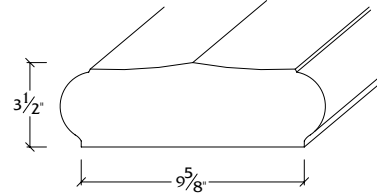
LENGTH 47 1/2" STRETCHER
CORNER FRAME



M-35

RADIUS 4'
6'
10'
12'
18'

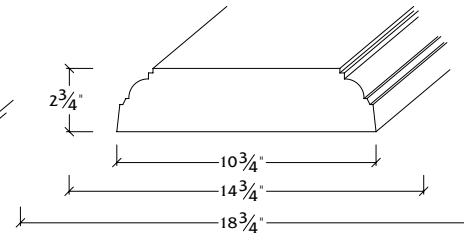
LENGTH 35" STRETCHER
TERMINAL
CORNER FRAME
RADIUS



M-9

RADIUS 12'

LENGTH 35 1/2" STRETCHER
RADIUS

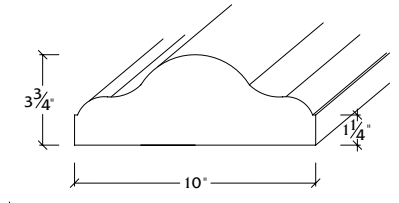


M-36

RADIUS 12'

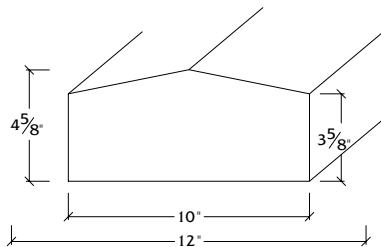
LENGTH 35 3/4" STRETCHER
TERMINAL
CORNER FRAME*
RADIUS**

* 10 3/4" & 14 3/4"
** 10 3/4"



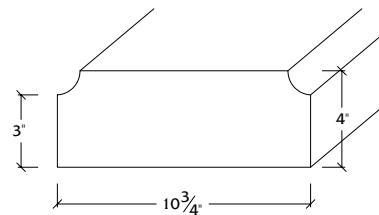
M-32-9

LENGTH 31 3/4" STRETCHER



M-10-3
M-12-3

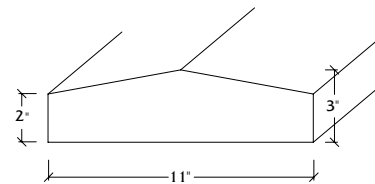
LENGTH 36" STRETCHER



M-10

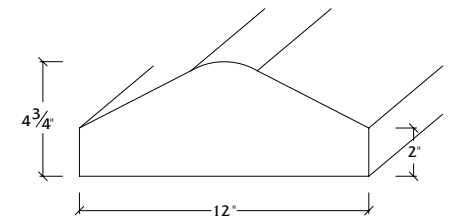
RADIUS 36"

LENGTH 35 1/2" STRETCHER
TERMINAL
RADIUS



M-11-36

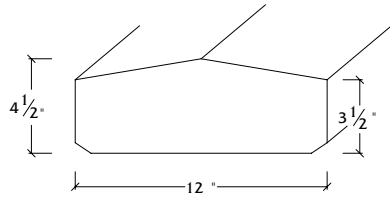
LENGTH 36" STRETCHER



M-12

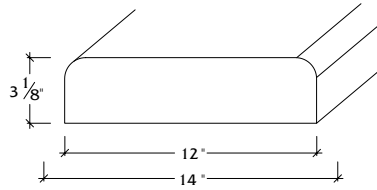
LENGTH 31 1/2" STRETCHER
TERMINAL

WALL CAPS



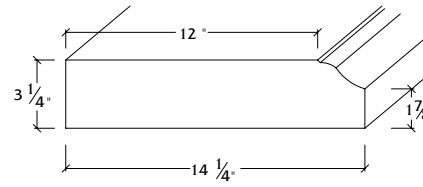
M-12-2

LENGTH 36" STRETCHER



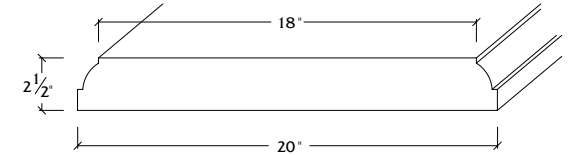
**M-124-32
M-144-32**

LENGTH 32" STRETCHER



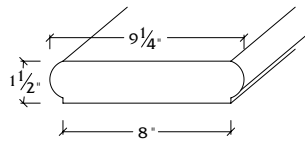
M-14-3

LENGTH 36" STRETCHER



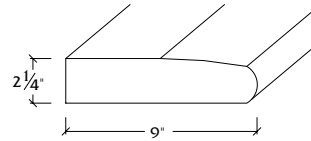
WC-20

LENGTH 32" STRETCHER
LENGTH 23 1/4" TERMINAL



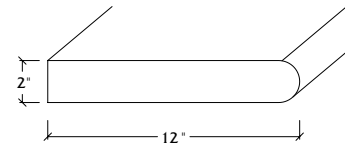
M-WDB-8

LENGTH 31 3/4" STRETCHER



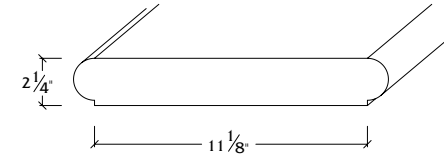
M-WSB-9

LENGTH 15 3/4" STRETCHER



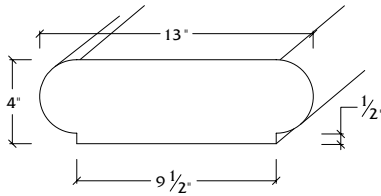
M-WSB-12

LENGTH 32" STRETCHER



M-WDB-13

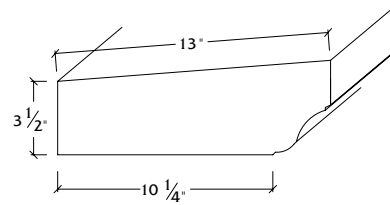
LENGTH 36" STRETCHER
LENGTH 13" TERMINAL



M-WDB-13-4

RADIUS
34"
54"
134"
36"
41"

LENGTH 32" STRETCHER
TERMINAL



M-11-4

LENGTH 36" STRETCHER
INSIDE CORNER
OUTSIDE CORNER

